

**Assembly workplace
PROFIPLAN**
Optimised provision
of tools and materials

**Packaging workplace
MULTIPLAN**
With integrated process lift

The benefits



- Efficient space optimisation thanks to back-to-back arrangement
- Quick change between packaging and assembly work possible
- Optional use on both sides, e.g. of perforated tool plates or depth-adjustable shelves
- Tool-less attachment of accessories

Ergonomic work island

PROFIPLAN-MULTIPLAN

The ergonomic PROFIPLAN-MULTIPLAN work island offers efficient use of space thanks to its back-to-back arrangement and combines both the PROFIPLAN assembly

workstation and the MULTIPLAN packing workstation to make it easier to switch between tasks and optimise work processes.



10 years
warranty

Request free consultation: beratung@workflex.de

Ergonomic assembly workplace

PROFIPLAN

Efficient working through flexible customisation for the employee



KRIEG | **WORKFLEX**
Healthy workplaces for more profitability

Tool-less assembly and reconfiguration of accessories

Depth-adjustable shelves for e.g. open-fronted storage bins.

Advantage of the shared assembly portal:
A depth-adjustable shelf can be used on both sides for the packing table and the assembly table. Alternatively, separate shelves can be attached on both sides.

Height and angle-adjustable shelves for the provision of tools or components.

Clamping height adjustment
Stepless clamping screw height adjustment from 720 - 1,127 mm plus table top thickness. Perfect for sitting and standing work.

The benefits at a glance

- Quick reconfiguration thanks to tool-less attachment of accessories
- Integrated power channel for optimum power supply
- Optional use on both sides, e.g. of perforated tool plates or depth-adjustable shelves
- Tools and materials ready to hand
- Ergonomic clamping height adjustment
- Especially robust and stable

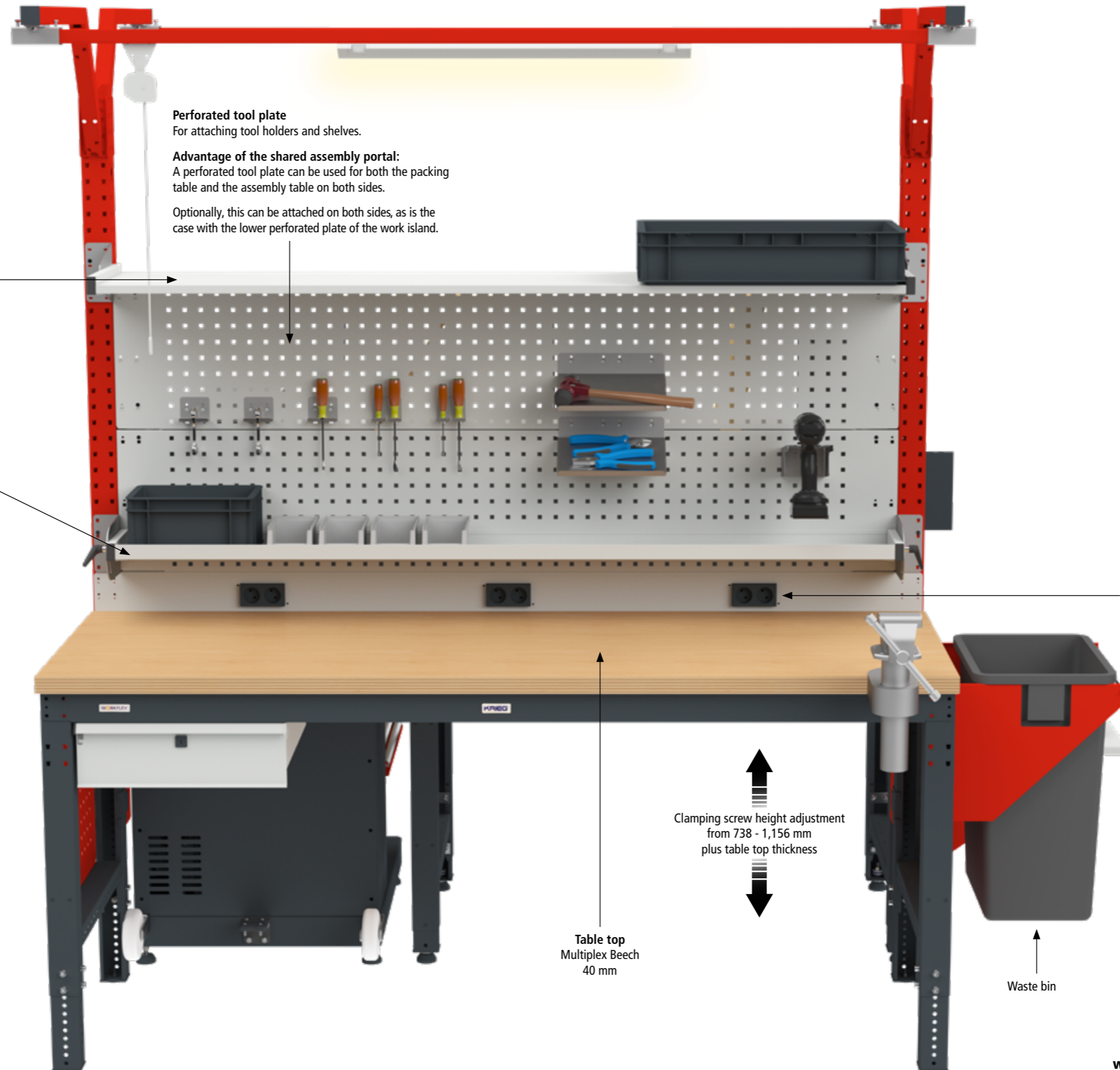
Technical specifications:

Width: approx. 2,000 mm
Depth: approx. 700 mm
Total height: approx. 2,200 mm + 418 mm Height adjustment

Clamping height adjustment: 738 - 1,156 mm

Load capacity: 1,000 kg

excl. tare and attachment weight and only with even weight distribution.



Perforated tool plate
For attaching tool holders and shelves.

Advantage of the shared assembly portal:
A perforated tool plate can be used for both the packing table and the assembly table on both sides.

Optionally, this can be attached on both sides, as is the case with the lower perforated plate of the work island.

Tool-less push-fit accessory components throughout

Time-efficient assembly and reconfiguration with integrated antidrop system

Fast and individual positioning all necessary work equipment is used by Ensuring a health-friendly Posture during the work process.



Energy channel -
Power supply e.g. for tools

Clamping screw height adjustment from 738 - 1,156 mm plus table top thickness

Table top
Multiplex Beech
40 mm

Waste bin



Further information:

www.workflex.de/messe-profiplan-multiplan

Ergonomic packaging workplace

MULTIPLAN

Healthy working with optimised best-point grip spaces and integrated process lift



KRIEG | **WORKFLEX**
Healthy workplaces for more profitability

The benefits at a glance



- Process lift to compensate for height differences between the cartons for ergonomic working
- Tool-less attachment of accessories
- Optional use on both sides, e.g. of perforated tool plates or depth-adjustable shelves
- Ergonomic side table for printer or scales
- Optimised reach space arrangement for healthy working

Technical specifications:

Width: approx. 1,250 mm
Depth: approx. 700 mm
Total height: approx. 2,200 mm
 + 407 mm Height adjustment

Clamping height adjustment: 720 - 1,127 mm
Load capacity: 1,000 kg
 excl. tare and attachment weight and only with even weight distribution.

Clamping height adjustment
 Stepless clamping screw height adjustment from 720 - 1,127 mm plus table top thickness. Perfect for sitting and standing work.

Ergonomic side table

With the height-adjustable side table, ergonomically incorrect postures can be compensated, caused by the incorrect placement of a printer or scale.

- Quick compensation of height differences from 442 to 722 mm (top edge of table)
- Enables an ergonomic posture at the workplace

Depth-adjustable shelf

For the storage of different cardboard boxes. Divider bar for better sorting.

Advantage of the shared assembly portal:
 A depth-adjustable shelf can be used on both sides for the packing table and the assembly table. Alternatively, separate shelves can be attached on both sides.

Perforated tool plate
 For attaching tool holders and shelves.

Advantage of the shared assembly portal:
 A perforated tool plate can be used for both the packing table and the assembly table on both sides.

Optionally, this can be attached on both sides, as is the case with the lower perforated plate of the work island.

Clamping screw height adjustment from 720 - 1,127 mm plus table top thickness


Ergonomic lighting

Shared use with assembly table

Tool-less push-fit accessory components throughout

Time-efficient assembly and reconfiguration with integrated antidrop system

Fast and individual positioning all necessary work equipment is used by Ensuring a health-friendly Posture during the work process.



Process lift for more ergonomics

The process lift eliminates the poor ergonomic body posture that can result from differences in the heights of packing boxes or onward movement to the belt conveyor.

- Rapid compensation of height differences
- Easier onward movement of packed goods from worktable to belt conveyor
- Ensures ergonomic packing operations



Further information:

www.workflex.de/messe-profiplan-multiplan

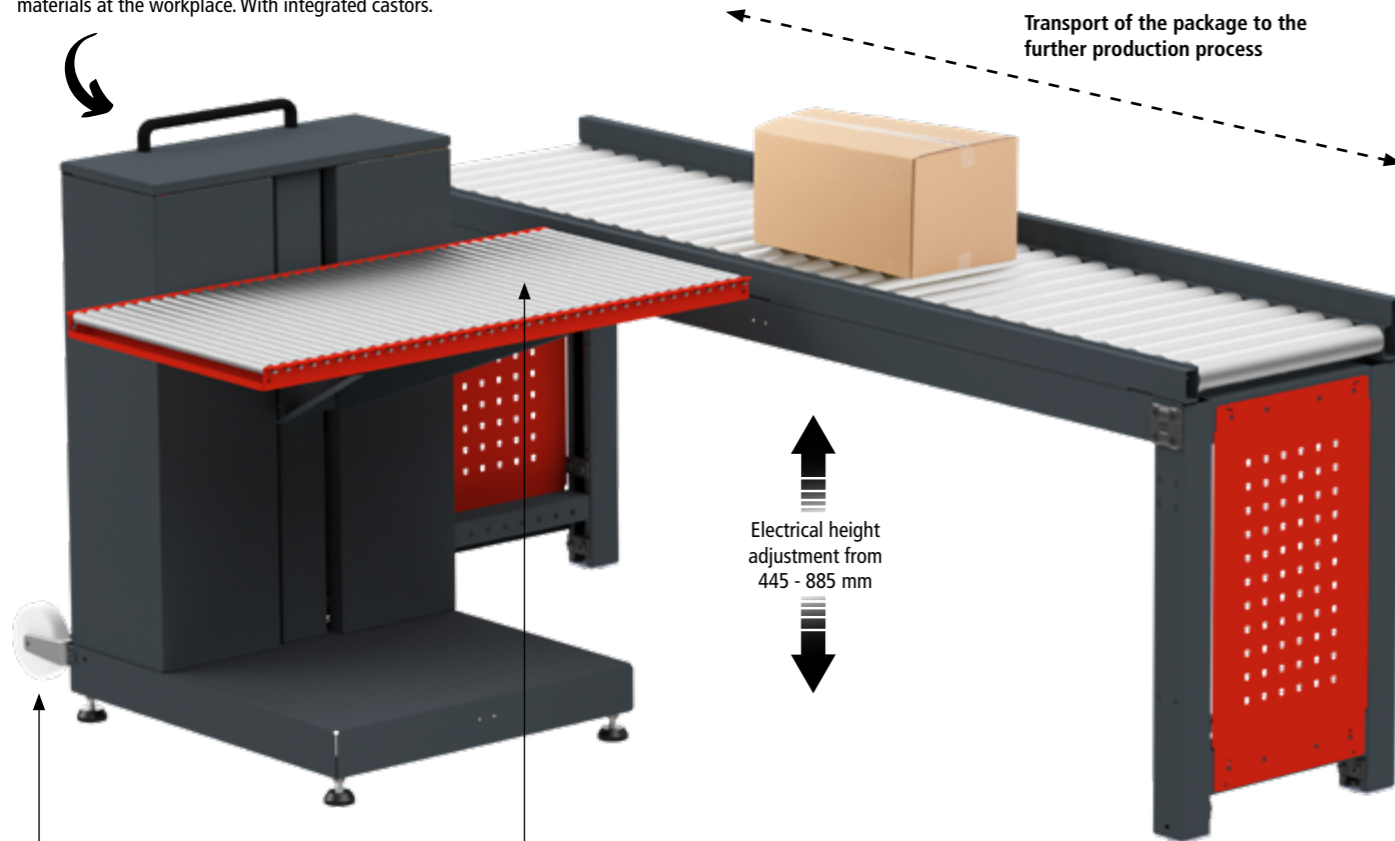
Process lift for more ergonomics

The process lift was developed to avoid the ergonomic incorrect postures that frequently occur when packing of goods, especially heavy goods. These unhealthy postures often occur due to height differences between the boxes or during transport to the conveyor belt.

Thanks to the parcel lift attached to the roller conveyor, employees can now quickly and effortlessly compensate for these height differences using the electric height adjustment. This not only makes the work process more efficient, but also promotes ergonomic packaging. Once the packaging process has been completed, the roller conveyor enables seamless further transport of the packaged item.

Ergonomic process lift


Ideal for the provision of large and heavy materials materials at the workplace. With integrated castors.



With integrated castors
The process lift can be quickly and easily transported to another workstation.

Process lift

Heavy parcels are ergonomically packed directly onto the storage area of the process lift and are transported from there directly onto the roller conveyor.



Operation with foot switch
Foot pedal for up and down.

The benefits at a glance

- Quick compensation of height differences
- Relief for employees and prevention of physical injury
- Easier onward transport of the packaged goods onto a conveyor belt
- Enables ergonomic packaging
- Mobile version: With built-in castors for quick relocation

Technical specifications process lift:

Platform:	535 x 1,000 mm (w x h)
Height adjustment:	440 mm
Load capacity:	100 kg

ASSIST SYSTEMS - Perfectly combined

Workflows with the WORKFLEX® web app

Fully-digital portal for creating, managing and implementing work instructions

Work instructions can be generated, managed and implemented with the aid of the web app. Work instructions can be fully customised, and can be modified, supplemented and accessed at any time. The worker is guided step-by-step through the process, aided by text information, images and videos. The simple and user-friendly interface means that even people with no programming experience can enter new workflows.

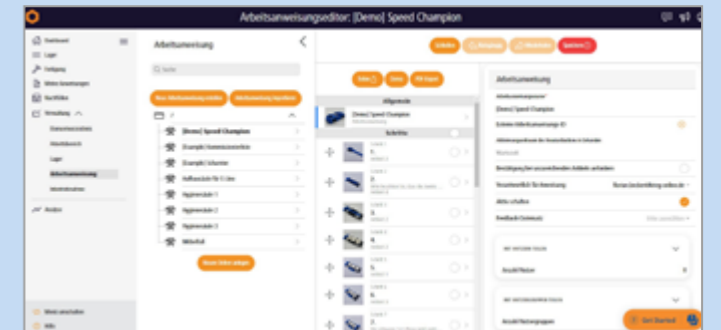
Further information online:
www.workflex.de/arbeitsanweisung-workflex



1 Summary of functions



2 Creation of work instruction



3 Work instruction display



The benefits

- No programming experience necessary
- Simple generation of work instructions
- Less time needed to train new employees
- Increase in productivity, reduction of error rates
- Reduced time and effort for work preparation
- Support through media data such as images and videos

Functions

- Standardising the creation, management and implementation of work instructions
- Simple integration of a documentation function
- Capture of data across the workflow
- Analysis of processes for greater optimisation potential
- Hardware available for enhanced support





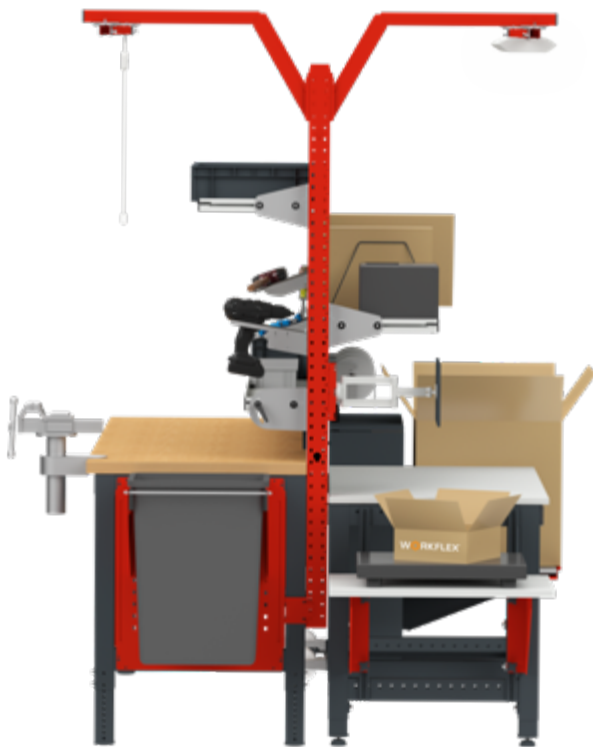
Further information:

www.workflex.de/messe-profiplan-multiplan

Optimised use through connected workstations

The back-to-back combination of workstations offers a flexible and space-saving solution that can be ideally adapted to different work areas. This arrangement allows workstations for areas such as assembly, testing, packaging or other combinations to be seamlessly integrated.

This efficient use of available space maximises ergonomics and reduces travel times. The tool-free accessory components allow workstations to be quickly adapted to specific requirements, promoting optimum tool and material provision and thus increasing the overall efficiency and flexibility of the working environment.



WE ARE MANUFACTURER

WHY NOT BENEFIT FROM OUR SPECIALIST KNOWLEDGE?

- + LARGE PRODUCTION SELECTION
- + MADE IN GERMANY
- + 10 YEAR MANUFACTURER'S WARRANTY
- + INDIVIDUAL CUSTOM-MADE SOLUTIONS

WHY NOT CALL US TODAY?

Competent advice on site

+49 (0) 7033 - 909 46 81



INNOVATION AWARD FOR
ERGONOMICS 2023

Already awarded in 2021